



All About Math Level 2 Placement Test

If your student did not complete *All About Math* Level 1, use this checklist and the student activity pages following to verify placement in Level 2. Your student should get all items in a question correct in order to checkmark that question.

- ☐ 1. Your student can count in the following ways:

- **count to 100, starting with the number 1**
- **count to 100 by tens**
- **count backward from 10 to 0**
- **count on from a number other than 1, such as starting from 12 and counting on to 28**

- ☐ 2. Your student can identify numbers up to 100. To test this, have your student point to each number on her student activity page and say its name.

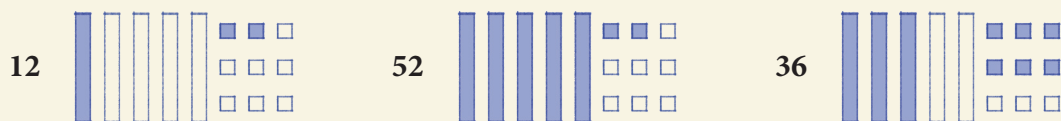
7 89 36 25 40

- ☐ 3. Your student can write numbers that are given orally. To test this, call out the following numbers, one at a time, and have your student write them.

13 97 26 40 58

- ☐ 4. Your student understands that a teen number is made of a group of 10 and some more ones. For example, 16 is made of a group of 10 and 6 more. To test this, have your student complete question 4 on her student activity page.

- ☐ 5. Your student understands place value and can use it to describe a number. Have your student color the tens and ones on her student activity page to represent each number



- ☐ 6. Your student can solve addition and subtraction story problems and provide an expression to match each. To test this, read the story problems in question 6 aloud, one at a time. Your student can use objects or drawings to help solve the story problems and write matching expressions. (An expression is like an equation without an equal sign, such as $10 + 0$.)

Answers: cats 7, $3 + 4$; deer 3, $8 - 5$

- ☐ 7. Your student can identify all the ways to compose 10 and write expressions for each. Your student can use objects or drawings to help make 10.

Answers: $10 + 0$, $9 + 1$, $8 + 2$, $7 + 3$, $6 + 4$, $5 + 5$, $4 + 6$, $3 + 7$, $2 + 8$, $1 + 9$, $0 + 10$.

- ☐ 8. Your student can solve equations with the unknown number in any position. Have your student solve each equation on her student activity page. She can use objects or drawings to help solve the equations.

$5 + 4 = \underline{\quad}$ (Answer: 9) $\underline{\quad} + 2 = 7$ (Answer: 5) $3 + \underline{\quad} = 9$ (Answer: 6)

- ☐ 9. Your student understands place value and can use it to tell you the value of each digit in a number. For example, the value of the 3 in the number 39 is 30 and the value of 9 is 9. To test this, follow the scripting example shown below.

“What is the value of the 2 in the number 23?” (Answer: 20)

“What is the value of the 3 in the number 23?” (Answer: 3)

Continue to test your student using the following numbers:

47 (Answer: 40, 7)

36 (Answer: 30, 6)

- ☐ 10. Your student can solve two-digit addition story problems and equations by using either base-10 blocks or drawings of tens blocks and ones cubes. To test this, read the story problem in question 10 aloud, and then have your student solve the equations

Answers: flowers 21; $73 + 4 = 77$; $7 + 45 = 52$; $28 + 6 = 34$

- ☐ 11. Your student can mentally identify the number that is 10 more and the number that is 10 less than a given number. To test this, have your student identify 10 more and 10 less for each number on her student activity page:

13 (Answer: 23, 3) 77 (Answer: 87, 67) 52 (Answer: 62, 42)

- ☐ 12. Your student can compare 2 two-digit numbers by using comparison symbols ($>$, $<$, $=$) to show greater than, less than, or equal to. To test this, have your student compare each pair of numbers on her student activity page:

Answers: $29 < 51$, $95 = 95$, $84 > 64$, $72 > 27$

- ☐ 13. Your student can compare the lengths of 2 objects to determine which is longer and which is shorter. To test this, have your student compare the lengths of 2 objects on her student activity page.

How did your student do?

- If your student could easily complete 11 or more of the 13 skills, begin Level 2.
- If just one or two areas were difficult, you can remediate in those areas as you start Level 2.
- If 10 or fewer boxes were checked, start with Level 1 to build a strong foundation for math.
- Wondering if your student is ready for *All About Math* Level 3 instead? Use this [Level 3 Placement Test](#) to see if your student is beyond Level 2.

If you have any questions about the program or would like to learn how to adapt certain aspects of the program to accommodate your student's needs, feel free to call us at 715-477-1976 or email us at support@allaboutlearningpress.com. And if you need ideas on how to help your student build skills, just let us know—we are always happy to help!

1. Count out loud as directed.

2. Point to each number and say its name.

7

89

36


25

40

3. Write each number that is spoken on the lines below.

4. How many circles are in the 10-frame below? _____

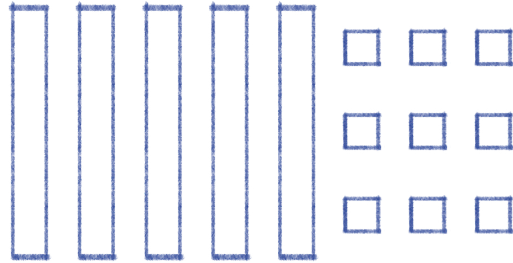
Use these circles and draw some more circles below the 10-frame to represent the number 14.



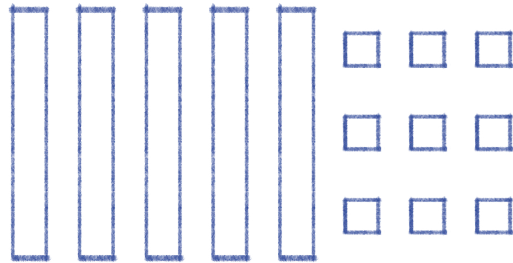
_____ and _____ more is 14.

5. The long rods are tens. The little squares are ones. Color the number of tens and ones you need to represent each number.

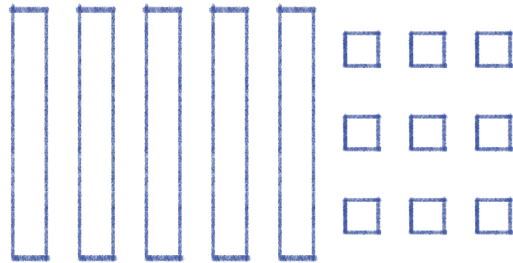
12



52



36



6. Write your answer and matching expression to each story problem below.

John has 3 cats. His mom brings home 4 more cats. How many cats does John have in all?

_____ cats Expression: _____



There were 8 deer in a field. Then, 5 of them ran away. How many deer were left in the field?

_____ deer Expression: _____

7. Write expressions to show all the ways to make a ten.

_____	$9 + 1$	_____
_____	_____	_____
_____	_____	_____
_____	_____	

8. Solve each equation below to find the missing number.

$5 + 4 = \underline{\quad}$

$\underline{\quad} + 2 = 7$

$3 + \underline{\quad} = 9$

9. Tell the value of each digit in the numbers below.

23

47

36

10. Solve the following problems.

Jennifer planted 16 daisies. Then, she planted 5 tulips.
How many flowers did Jennifer plant in all?



_____ flowers

$$73 + 4 = \underline{\hspace{2cm}}$$

$$7 + 45 = \underline{\hspace{2cm}}$$

$$28 + 6 = \underline{\hspace{2cm}}$$

11. Tell what number is 10 more and 10 less than the numbers given below.

13

77

52

12. Write a comparison symbol ($>$, $<$, or $=$) on the line to compare two numbers.

$$29 \underline{\hspace{1cm}} 51$$

$$95 \underline{\hspace{1cm}} 95$$

$$84 \underline{\hspace{1cm}} 64$$

$$72 \underline{\hspace{1cm}} 27$$

13. Describe which object is longer and which object is shorter.

