

Primary Arts of Language: Writing

Part I Student Book

Based on the Blended Sound-Sight Program of Learning
by Anna Ingham, C.C.M.

Adapted for Home Educators
by Jill Pike

First Edition, January 2011
Institute for Excellence in Writing, L.L.C.

Lesson 1

Lowercase Letters: c, o, and a

The Happy Letter: c

This letter says, "I'm a happy cookie because somebody took a bite out of me; |c|, |c|, cookie!"

c				

The Sad Letter: o

This letter says, "Aww, nobody took a bite out of me."

o				

The Angry Letter: a

*This letter says, "|ă|; Don't pull my ponytail!"
(She keeps her ponytail short, so it is harder to pull.)*

a				

Lesson 1 Letter Story Cards



The Happy Letter



The Sad Letter



The Angry Letter

Goldilocks and the Three Bears

Once upon a time there were three bears who lived in a little cottage in the forest. There was an enormous Papa Bear, a middle-sized Mamma Bear, and wee little Baby Bear. It was their custom to take a morning walk, so Mamma Bear poured hot porridge into their bowls to cool while they were out sharpening their claws and strengthening their muscles.

A little girl named Goldilocks was also out for a walk that morning. She had wandered farther than she should have and was becoming very tired and hungry. Seeing the little cottage deep in the forest, she wondered who lived there. She knocked, but no one answered. Overcome with curiosity, she decided to peek inside.

On the kitchen table, she saw the porridge. Since she was so very hungry from her walk, she decided to taste some from Papa Bear's big bowl. She exclaimed, "Ooh! This porridge is too hot!" She found that Mamma's porridge was too cold, but Baby Bear's porridge was just right. Before she knew it, she had gobbled it all up!



Goldilocks decided to rest before going home, so she flounced into the living room. She plopped in Papa Bear's chair and grunted, "Ugh! This chair is too big." Mamma's chair was too small, but Baby Bear's chair was just right. However, it broke shortly after she dropped into it.

She decided she really wanted to lie down, so she clumped upstairs to find a bed. She tried Papa Bear's bed, but it was too hard. She tried Mamma Bear's bed, but it was too soft. When she tried Baby Bear's bed, it felt just right, and she fell asleep.

Soon, the bears returned home. Seeing the table, Papa Bear complained, "Someone has been eating my porridge!" Mamma Bear gasped, "Someone has been eating my porridge!" and Baby Bear cried, "Someone has been eating my porridge, and ate it all up!"

They went into the living room and discovered that someone had been there too! Papa Bear grumbled, "Someone has been sitting in my chair."

Mamma Bear complained, "Someone has been sitting in my chair!" And Baby Bear whimpered, "Someone has been sitting in my chair, and broke it all to bits!"

Hearing a creak above their heads, the bears decided to investigate. The bears crept up the stairs and looked around. When they came up to their beds, Papa Bear growled, "Someone has been sleeping in my bed." Mamma Bear snarled, "Someone has been sleeping in my bed," and Baby Bear snapped, "Someone has been sleeping in my bed, and she is still there!"

Just then, Goldilocks woke up. Seeing the three bears glaring at her, she screamed, leapt out of bed, and bolted down the stairs. The bears were after her in an instant, but they tripped on the stairs and landed in a heap at the bottom, giving Goldilocks time to race out the door and flee for home.

Safe at home, she decided never to go deep into the forest again, for she feared the wrath of the three bears.



(Characters and Setting)

Who?

Who is in the story?
[main character(s)]

What?

What does he look like?
What does he say/do?

When?

When does it happen?

Where?

Where does he live?
Where does he go?



Problem or Surprise

What do they need or want?
What do they think?
What do they say?
What do they do?



**Solve Problem or
Reveal Surprise**

How is the problem solved?
What happens after?
What is learned?



A Closing Clincher Sentence

Lesson 2

Lowercase Letters: d, g, and u

Review c, ö, and ã

Have your student tell the letter stories as he prints them.

d				
o				
c				

The Dog Letter: d

First, make the dog's head; then draw up for the tail.

d				

The Draggy-Leg Letter: g

This letter drags his bent leg as he walks.

g				

The Princess Letter: u

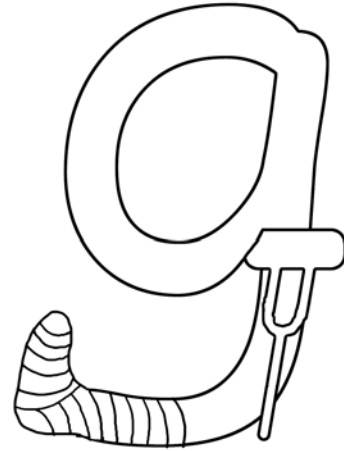
Princess u holds up her hands and says, "üü" (baby talk for "up").

u				

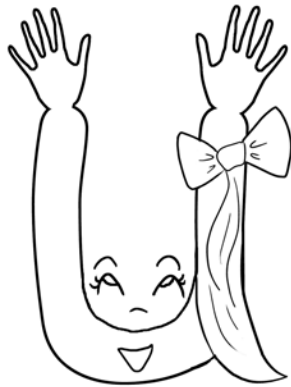
Lesson 2 Letter Story Cards



The Doggy Letter



The Draggy-leg Letter



Princess u

Lesson 3

Lowercase Letters: i, l, and k

Before teaching i, l, and k, do a little "spelling test" to review the letters c, o, a, and d, g, u.

Say the sound of the letter, and have your student "spell" it. Be sure your student begins in the top left hand corner square and proceeds from left to right (use objects in the room to orient).

The Crying Letter: i

The letter i is crying softly. Put a little tear over her head.

i				

The Licking Letter: l

This letter looks like a lollipop that has been licked clean.

l				


The Kicking Letter: k

Draw the tall line first, and then make his legs kick.

k				

Lesson 3 and 4 Letter Story Cards

(Save “The Bomb Letter” card for lesson 4)




The Crying Letter



The Licking Letter



The Kicking Letter



The Bomb Letter